

RUSSELL SIMPSON

Spectacular lateral flat to rent with
views over Kensington Palace
Gardens and access to gym and pool

KENSINGTON ROAD
KENSINGTON W8

Kensington Road

£15,500 P/W

<div>BEDROOMS</div> <div>5</div>	<div>INTERNAL</div> <div>5,483 <small>SQ FT</small></div> <div>509 <small>SQM</small></div>	<div>OUTDOOR</div> <div>914 <small>SQ FT</small></div>	<div>FURNISHED STATUS</div> <div>Furnished</div>
<div>BATHROOMS</div> <div>5</div>		<div>EPC</div> <div>—</div>	<div>COUNCIL TAX</div> <div>H</div>





The Property

Five bedroom flat with a generous terrace and spacious rooms, in an exceptional modern development in the heart of Kensington.

The layout of the property has been carefully designed to give a sense of space and calm. In addition, the contemporary yet classic interiors add to the overall elegance.





Reception Areas

Entering the property on the second floor, the front hall leads toward a reception room. This is a generous space, with floor-to-ceiling windows giving glorious views out onto the park. It communicates with a dining room, a separate study area, and a well-proportioned kitchen with a breakfast bar and a separate utility room.

img 1

Reception room.

img 2


Spacious and elegant dining area.






Family Areas

On the other side of the flat is the family area. This contains a principal bedroom with a spacious bathroom, including a shower and bath, as well as a dressing room. In addition, there is a second bedroom with an ensuite bathroom and separate dressing area, along with three more ensuite bedrooms. The majority of these bedrooms benefit from a pair of balconies accessed via double French doors.






Outdoor Spaces

The property includes a large terrace that wraps around the entire living area and offers wonderful views of Kensington Gardens and Hyde Park. In addition, each one of the bedrooms has its own balcony.

img 1

A large terrace with views over Kensington Gardens and Hyde Park.



The Neighbourhood

1 Kensington Gardens is an exceptional new development, designed by the celebrated architect Sir David Chipperfield. The building benefits from a lift and a 24-hour concierge service, while residents have access to the gym, swimming pool and spa treatment rooms. The building is located in the heart of Kensington, opposite the beautiful parkland of Kensington Palace Gardens. From here, the celebrated restaurants and shops of Kensington High Street are all close. In addition, the world-class cultural institutions of South Kensington – such as the Royal Albert Hall and the museum district – are a short walk away.

Kensington Road, W8

Approximate Internal Area
5,508 sq ft/ 512 sq m

Outside Area
914 sq ft/ 85 sq m

**RUSSELL
SIMPSON**

This plan is for layout guidance only.
Not drawn to scale unless stated. Windows
and door openings are approximate. Whilst
every care is taken in the preparation of this
plan, please check all dimensions, shapes,
and compass bearings before making any
decisions reliant upon them.



**RUSSELL
SIMPSON**

Contact Us

+44 (0) 20 3761 9691

13 Kensington Square
London
W8 5HD

kensington@russellsimpson.co.uk

In accordance with the Property Mis-Description Act 1991, the following details have been prepared in good faith, and are not intended to constitute part of an offer or contract. Any information contained herein (whether in the text, plans or photographs) is given in good faith but should not be relied upon as being a statement of representation of fact. Nothing in these Particulars shall be deemed to be a statement that the property is in good condition or otherwise nor that any services or facilities are in good working order. Any measurements of distances referred to herein are approximate only. October 2021